

HUNTONBRADY ARCHITECTS

HEALTHCARE DESIGN
PORTFOLIO





Orlando Office

333 S. Garland Ave
Suite 1100
Orlando, FL 32801
407.839.0886

Tampa Office

400 North Ashley Dr.
Suite 1015
Tampa, FL 33602
813.548.1318

huntonbrady.com


#AR91515

Contents

- 1 Firm Profile
- 2 Healthcare Team
- 3 Healthcare Design

section one

FIRM PROFILE



Pictured Above: HuntonBrady's Office located in the new SunTrust Tower Plaza at Church Street Station. The building's architecture and interiors were designed by HuntonBrady.

DESIGNING EXCELLENCE

Established in Orlando, Florida in 1947, HuntonBrady Architects is an award-winning architecture and interior design firm specializing in commercial, healthcare, education, and civic markets. For the past seventy-three years, HuntonBrady has stood on the principal of creating outstanding architectural design solutions that respond to the needs of our clients. We listen, learn and work to build understanding so our clients become an engaged and collaborative partner in the design process.

Today, our buildings are part of the landscape of Florida. Our approach to design is planned with rigor and logic, while also integrating thoughtful and responsive design that conveys life and purpose. HuntonBrady's talented and passionate designers seek to create meaningful environments and connections to place for people to work, learn and heal. To work with HuntonBrady is to experience innovation in architecture, to witness a passion for design, and to become a partner for success.

LOCATION

Orlando Office

333 S. Garland Ave
Suite 1100
Orlando, FL 32801
ph 407.839.0886
fx 407.839.1709

Tampa Office

400 North Ashley Drive
Suite 1015
Tampa, FL 33602
ph 813.548.1318

SIZE OF FIRM

Registered Architects	32
Revit Technicians	14
Graduate Architects	18
Interiors	8
Construction Administration	4
Administration/Operations	17
Other Architects	1
TOTAL STAFF	94

MARKET SERVICE AREAS

Master Planning
Commercial
Education
Healthcare
Interiors
Medical Office Building
Worship

LEADERSHIP

STEVE BELFLOWER, AIA, LEED® AP
President

MAURIZIO MASO, AIA
Vice President, Principal

PAUL MACHESKE, AIA, FACHA, LEED AP
Vice President, Principal

GREG BRAITHWAITE, AIA, ACHA
Vice President, Principal

DANNY GORDON, AIA, LEED® AP
Principal

AURELIO POSADA, AIA
Principal

section two

HEALTHCARE TEAM

HUNTONBRADY HEALTHCARE TEAM



PAUL MACHESKE, AIA, FACHA, LEED AP
Vice President of Healthcare Design



J. GREG BRAITHWAITE, AIA, ACHA
Vice President of Healthcare Design



AURELIO POSADA, AIA
Principal



CHRISTOPHER DUNLOP, AIA, ACHA
Associate Principal




HERNAN RIVERA, AIA
Associate Principal



ARASH KAMANGAR, AIA
Associate Principal



DREW KRECICKI, AIA
Associate Principal



ROBERT VAN DEN BOGAERT, IIDA
Director of Healthcare Interior Design

section three

HEALTHCARE DESIGN

LAKELAND REGIONAL HEALTH | BEHAVIORAL HEALTH HOSPITAL
LAKELAND, FL



SIZE
80,000 SF

PROJECT HIGHLIGHTS


- One Story Behavioral Health Inpatient Hospital located on the south side of the Lakeland Regional Health Campus
- Outpatient therapy, classrooms, courtroom , inpatient bed wings for child/adolescent, substance abuse, memory care/med psych, adult psych, acute adult and a separate Intake area for ambulance and correctional arrival. Patient recreation areas such as courtyards, patient gym, and day rooms at each inpatient unit. Procedure areas and PACU
- 96 inpatient beds

LAKELAND REGIONAL HEALTH | BEHAVIORAL HEALTH HOSPITAL
LAKELAND, FL



LAKELAND REGIONAL HEALTH PAVILION FOR WOMEN AND CHILDREN

LAKELAND, FL




SIZE
354,000 SF

PROJECT HIGHLIGHTS


- Eight-story hospital located on the south side of the health campus
- Cancer care, women's cardiology, gynecology, obstetrics, labor and delivery, and women's surgery
- Newborn care, neonatal intensive care and pediatric emergency medicine

LAKELAND REGIONAL HEALTH PAVILION FOR WOMEN AND CHILDREN
LAKELAND, FL



LAKELAND REGIONAL HEALTH PAVILION FOR WOMEN AND CHILDREN

LAKELAND, FL



ADVENTHEALTH TAMPA TOWER EXPANSION

TAMPA, FL



SIZE

307,600 SF

PROJECT HIGHLIGHTS

- 6-Story hospital tower expansion to existing campus
- 96 beds, 24 operating rooms and a PACU/OR on multiple floors

ADVENTHEALTH TAMPA TOWER EXPANSION

TAMPA, FL



ADVENTHEALTH TAMPA TOWER EXPANSION

TAMPA, FL



LAKELAND REGIONAL HEALTH HOLLIS CANCER CENTER
LAKELAND, FLORIDA




SIZE

21,800 New Construction
12,700 Renovation

PROJECT HIGHLIGHTS

- 40 new chemotherapy stations provide patients with lake views and accessibility to care team members
- A state-of-the-art education/conference center and auditorium provides meeting space for community outreach
- A beautiful chapel is available for meditation, prayers, and serenity

LAKELAND REGIONAL HEALTH HOLLIS CANCER CENTER
LAKELAND, FLORIDA



ORLANDO HEALTH LAKE MARY OFFSITE EMERGENCY DEPARTMENT & MEDICAL OFFICE BUILDING

LAKE MARY, FL



SIZE
102,000 SF

PROJECT HIGHLIGHTS

- Two-story offsite emergency department adjacent to a three-story medical office building
- Four-story medical pavilion featuring offsite emergency room on first floor
- Includes 24 exam rooms, an imaging department, ambulance bays and helipad



SIZE
324,000 SF

PROJECT HIGHLIGHTS

- 12-story clinical research building
- Multi-tenant: Rehabilitation, Neuroscience Research Institute, Imaging Center, Orthopedic Clinic and Surgery, Retail Pharmacy, Future Physician Tenant Space
- The building is designed for prominent presence from I-4 on the west as well as to create a destination at the end of Rollins Street to connect it to the hospital campus to the east





ORLANDO HEALTH/UF HEALTH CANCER CENTER AT HEALTH CENTRAL
OCOE, FL



SIZE

33,000 SF

PROJECT HIGHLIGHTS

- 33,000 SF Cancer Center
- Open chemotherapy space and four private chemotherapy rooms, brand new radiation treatment technology, medical oncology services, surgical oncology consultations, laboratory facilities and cancer support community programs
- Uses Central Florida's latest cancer-tracking technology called MRIdian by ViewRay

ORLANDO HEALTH/UF HEALTH CANCER CENTER AT HEALTH CENTRAL
OCOE, FL



ORLANDO HEALTH/UF HEALTH CANCER CENTER AT HEALTH CENTRAL
OCOE, FL



BAPTIST MEDICAL CENTER - CLAY HOSPITAL

FLEMING ISLAND, FL



SIZE

280,000 SF

PROJECT HIGHLIGHTS

- New 6-Story, 100-bed hospital located on the Baptist Health Clay Campus
- The first level will include: Administration, Conference/Education Center, Dining, Pre-Admission Testing, Registration, Surgery, Imaging and Emergency Department
- Second level will be home to the Obstetrical Services Floor to include OB Triage, LDRP's, C-Section Suite and an 8-bed NICU
- Third-Sixth floor will include acute care beds

BAPTIST MEDICAL CENTER - CLAY HOSPITAL
FLEMING ISLAND, FL



ORLANDO HEALTH FREESTANDING EMERGENCY DEPARTMENT & MEDICAL OFFICE BUILDING

KISSIMMEE, FL



SIZE
60,000 SF

PROJECT HIGHLIGHTS

- The three-story, freestanding emergency department includes more than 15 treatment rooms, an imaging department, ambulance bays and a helipad, along with parking and supporting infrastructure

LAKELAND REGIONAL HEALTH GRASSLANDS CAMPUS

LAKELAND, FL



SIZE
60,000 SF

PROJECT HIGHLIGHTS

- Two-story outpatient center
- Houses orthopedics, physical medicine and rehabilitation, outpatient rehab, ear-nose-and-throat care, pulmonology or lung care, obstetrics, gynecology and primary care



LAKE NONA GATEWAY BUILDING

Orlando, Florida



SIZE
80,500 SF

PROJECT HIGHLIGHTS

- Class "A" 3-story office building that is the gateway building leading to north side of the business center park
- Designed to accommodate multiple tenants

ORLANDO HEALTH FREESTANDING EMERGENCY DEPARTMENT & MEDICAL OFFICE BUILDING

LAKE MARY, FL



SIZE
90,000 SF

PROJECT HIGHLIGHTS

- Four-story medical pavilion featuring freestanding emergency room on first floor
- Includes 24 exam rooms, an imaging department, ambulance bays and helipad



333 S. Garland Ave
Suite 1100
Orlando, FL 32801
407.839.0886
www.huntonbrady.com
#AR91515